

19'' WALL MOUNTED SOHO B SERIES



AGER Soho cabinets; are used in small-sized network solutions with its solid and simple structure. It adapts to the usage areas such as offices, schools, bank branches, hospitals with its aesthetic visuality.



Color Options

RAL7035 Light Grey

RAL9005 Black



AGER

19" WALL MOUNTED **SOHO B** SERIES



Aesthetics

Aesthetic and stylish design helps to adapt easily to usage places. Front glass is 4mm, smoked, tempered, high resistance to fracture and full-length with cam lock.

Purposes of Use

Assembly of small systems.
Network floor distributions.
Wall type network installation applications.
Distribution terminal.





Wall Mounting


After fixing the rear panel to wall, the cabinet to be hanged over the rear panel. Then cabinet's fixing to the wall is completed.

Ventilation

Two ventilation holes on the top sheet allows to passive ventilation by convection when the fan module is not assembled and active ventilation when the fan module is assembled.

Cable Entry

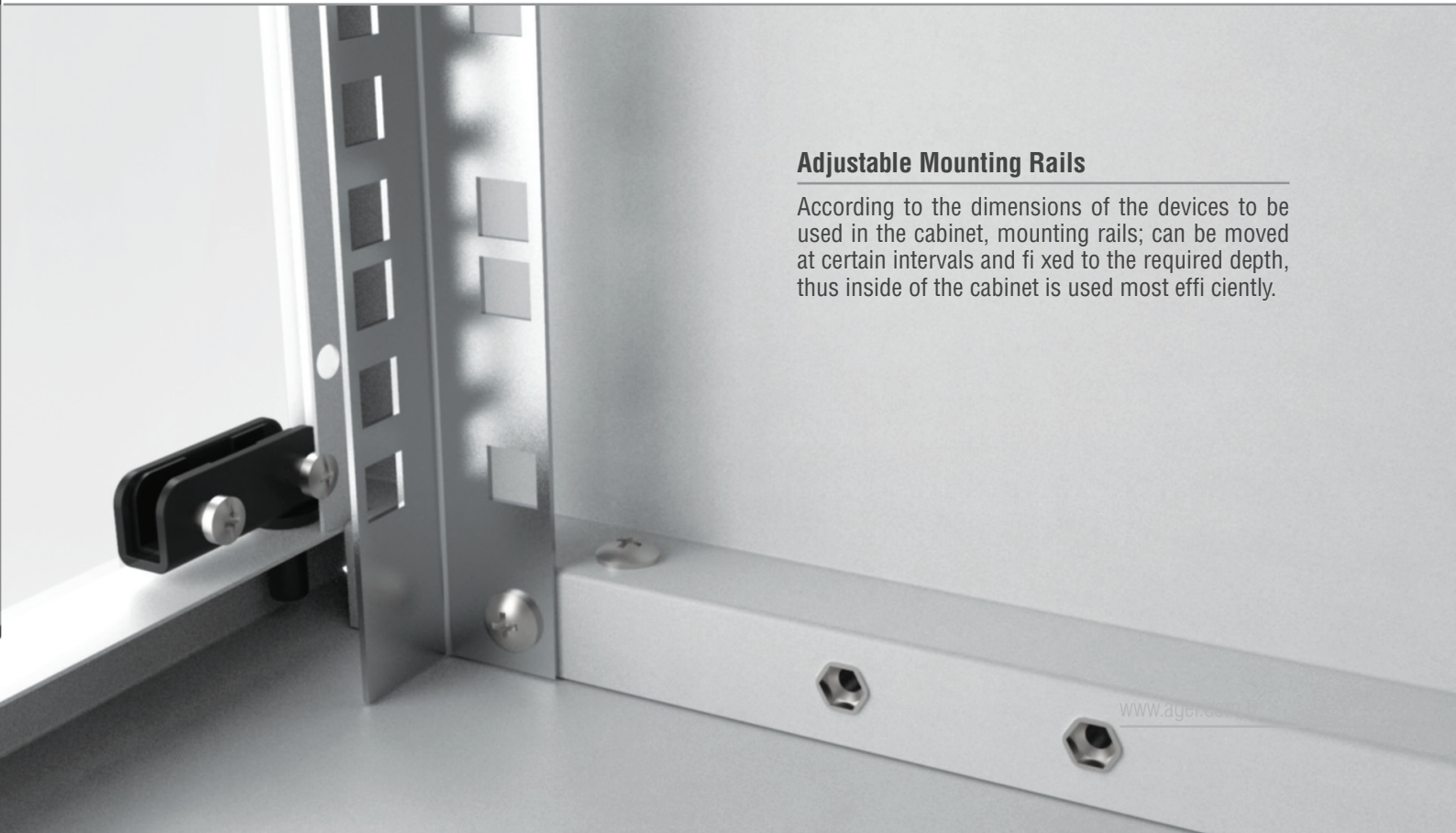
Cable entry can be provided in 3 way access through the cable entry points on the top cover, bottom cover and rear door of the cabinet. In one of these halls, there is a brushed cable entry and in the others, there are PVC dummy plates. To prevent dust entry; dummy plate can be replaced with a brush strip wherever the cables will enter.





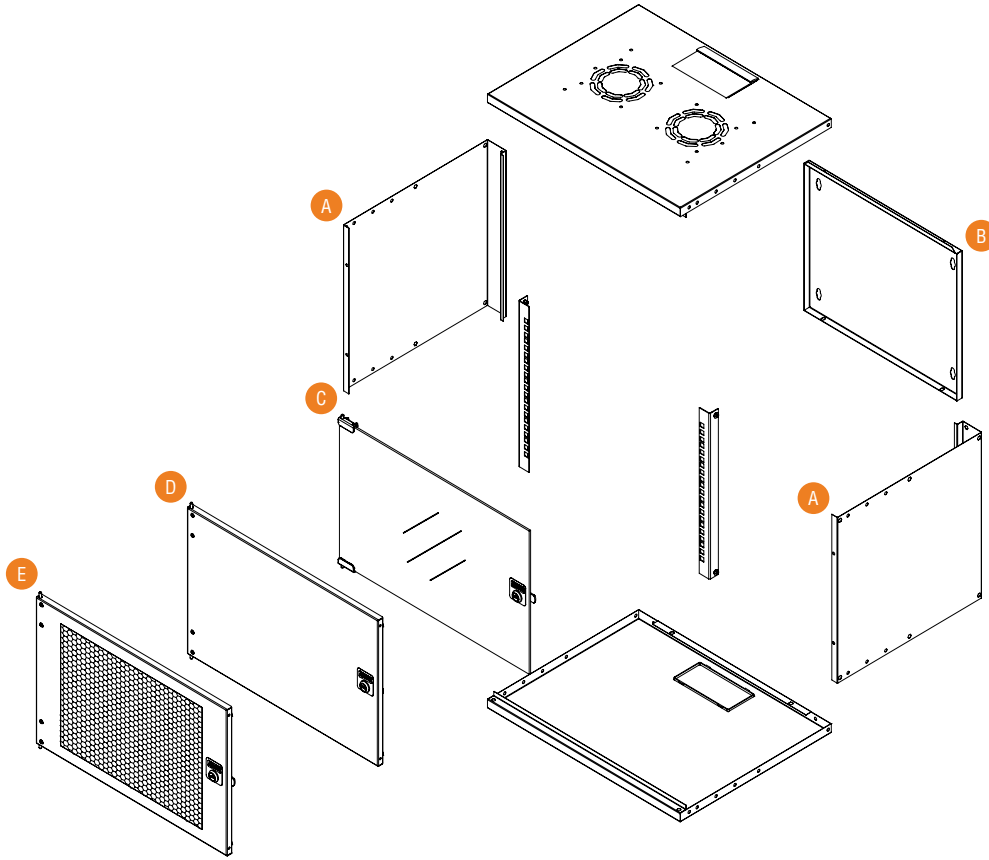
Volume

Soho Cabinets have all the internal volume needed for cabling of Switch, Router Patch, Panel, Socket and similar network equipment.



Adjustable Mounting Rails

According to the dimensions of the devices to be used in the cabinet, mounting rails; can be moved at certain intervals and fixed to the required depth, thus inside of the cabinet is used most efficiently.

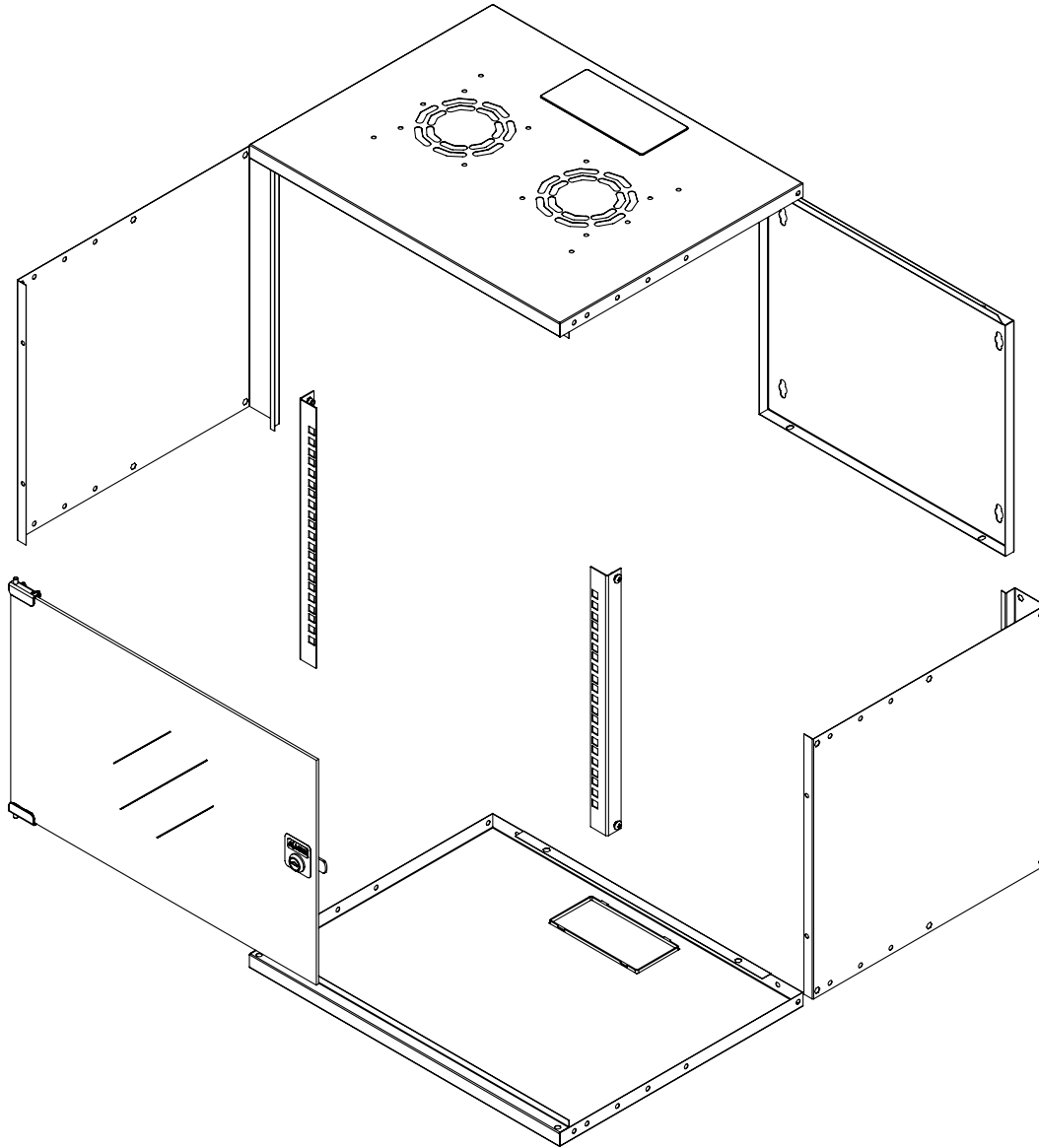


AG	SH	07U	54	40	S1	C	B	A	A	B	M1
1	2	3	4	5	6	7	8	9	10	11	12

1. Company product coding system's initial character is AG that stands for AGER.
 2. Product Series Code. SH stands for SOHO Wall Mounted.
 3. Numeric Character defining the height of the cabinet. Depending on model differences, between 06 to 12 height variety available. U Height Alfanumeric Notation is fixed, not editable. 1U is 44.45mm.
 4. The First two Digits of the width information. 30 for W=300 cabinets, 54 for W:540mm cabinets.
 5. The First two Digits of the depth information, 30 for D:300mm cabinets, 40 for D:400mm cabinets.
 6. Colour Codes. B1 for Light Gray RAL 7035. S1 for Black RAL 9005.
 7. Front door variation number.*
 8. Rear door variation number*
 9. Right Side Panel variation number.*
 10. Left Side Panel variation number..
 11. Version information. A- Standart version. The version is changed alphabetically when any alteration made to the cabinet for fl at pack.
 12. Indicate how the cabinets' shipped. M1 for assembled, D1 for fl at pack.
- * YOU CAN CHECK THE DOOR OPTIONS FOR DOOR AND PANEL VARITIONS...

Wall Type SOHO Series DOOR Options

- A Flat Shaped,Solid Metal, Screwed, Panel
- B Single Opening, Flat Shaped,Solid Metal,Snap Locking and screwed, Panel
- C Single Opening, Flat Shaped, Glass Front Door, Single Point Locking with Barrel Lock
- D Single Opening, Flat Shaped, Solid Metal Front Door, Single Point Locking with Barrel Lock
- E Single Opening, Flat Shaped, Complete Framed %63 Perforated, Metal Front Door, Single Point Locking with Barrel Lock

**Material**

- 0.8 mm DKP

IP Classification

- As a standard IP20
- IP40 when solid metal panel applied for all access

Color Options

- RAL9005 Black
- RAL7035 White

Loading Capacity

- Recommended up to 60 kg Loading capacity

Doors

- Door options are available.
- Single point locking system
- Doors can be opened to 120 degree.
- Doors can be opened to left or right direction

Mounting Rails

- 19" Mounting rails; adjustable in depth of the cabinet
- 1.2mm DX51D galvanic

Bottom

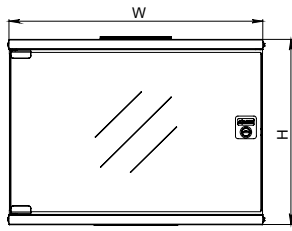
- PVC cable entry cover is available

Rear Door

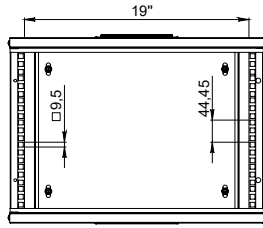
- PVC cable entry cover is available

Top Sheet

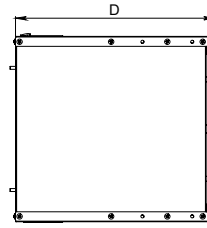
- Brushed cable entry is available



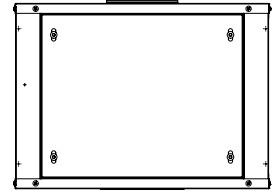
FRONT VIEW



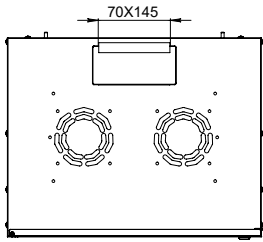
FRONT VIEW
WITHOUT DOOR



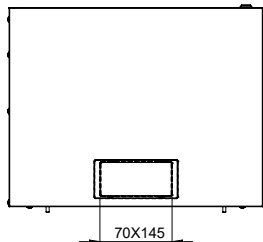
SIDE VIEW



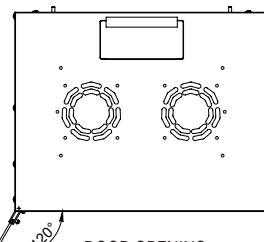
REAR VIEW



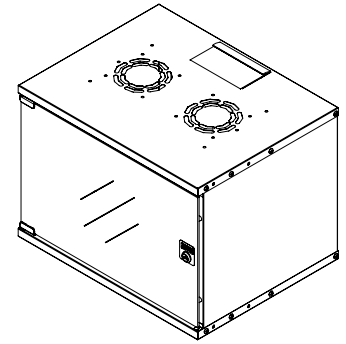
TOP VIEW



BOTTOM VIEW



DOOR OPENING
ANGLE



ISOMETRIC VIEW

19" Ager SOHO Wall Mounted Cabinets

Product Code	Product Description	Height Size in U	Width(W) (Mounting rails between)	Width (w) (mm)	Depth (D) (mm)	Height (H) (mm)	Weight (Net) (kg)	Weight (Gross) (kg)
AG-SH04U5430XX-0000-YY	4U 19" Ager Soho Wall Mounted Cabinets W=540mm D=300mm	4U	19"	540	300	236	6,2	7,1
AG-SH07U5430XX-0000-YY	7U 19" Ager Soho Wall Mounted Cabinets W=540mm D=300mm	7U	19"	540	300	370	8,3	9,2
AG-SH09U5430XX-0000-YY	9U 19" Ager Soho Wall Mounted Cabinets W=540mm D=300mm	9U	19"	540	300	460	9,7	10,7
AG-SH12U5430XX-0000-Y	12U 19" Ager Soho Wall Mounted Cabinets W=540mm D=300mm	12U	19"	540	300	595	12,2	13,5

19" Ager SOHO Wall Mounted Cabinets

Product Code	Product Description	Height Size in U	Width(W) (Mounting rails between)	Width (w) (mm)	Depth (D) (mm)	Height (H) (mm)	Weight (Net) (kg)	Weight (Gross) (kg)
AG-SH04U5440XX-0000-YY	4U 19" Ager Soho Wall Mounted Cabinets W=540mm D=400mm	4U	19"	540	400	236	7,2	8,1
AG-SH07U5440XX-0000-YY	7U 19" Ager Soho Wall Mounted Cabinets W=540mm D=400mm	7U	19"	540	400	370	9,3	10,2
AG-SH09U5440XX-0000-YY	9U 19" Ager Soho Wall Mounted Cabinets W=540mm D=400mm	9U	19"	540	400	460	10,7	11,7
AG-SH12U5440XX-0000-Y	12U 19" Ager Soho Wall Mounted Cabinets W=540mm D=400mm	12U	19"	540	400	595	13,2	14,5

XX = Colour Code, B1 White RAL 7035, S1 Black RAL 9005, during order please specify the colour choice.
 0000 = Please check the Door Options page.
 YY= M1 for pre-assembled, D1 for flat pack.