

IP55 INDOOR WALL MOUNTED CABINETS



AGER IP55 Indoor Wall Mounted Cabinets are designed for industrial applications. It prevents dust and water ingress in IP55 protection class in accordance with EN60529 standard. It turns into IP54 class protection in fan and filter applications.

Application areas are indoors that are semi-open to environmental impacts such as factory buildings, warehouses and porches, where direct rain and similar environmental factors do not reach. Fully gasketed doors, IP65 class-casting-handle locking mechanism, three-point locking system and insulated cable entries offer the best performance in water and dust protection. The highest corrosion resistance is provided with RAL7035 light gray epoxy polyester electrostatic powder paint applied on the monoblock welded structure made of 1.5 mm sheet metal. Filtered fresh air inlets and hot air outlets provide passive ventilation and are supplied with the cabinet as standard. Fans can be attached to these filters for ventilation, if it is needed.



Color Options

RAL7035 Grey

RAL9005 Black



Ventilation

2 fans with thermostat on the top sheet ensure air circulation, fans provide hot air outlet and side filters allows cool air inlet.

Double Wall Structure

Double-walled and insulated structure provides high protection against accidental contact, vandalism, extreme thermal conditions and environmental impact. The outer wall is 1.5mm and the inner wall is 1.0mm, both of them DX51D+ZN275 galvanized steel. Considering environmental conditions and impact; double-walled, 9mm polyurethane thermal insulation material is used in the cabinets. This insulated structure is an effective solution to extreme weather conditions.

Through ventilation slots on the forehead of the cabinet cold, fresh air enters and fans are discharge the air. Thus decrease the temperature inside the cabinet prevents heat which may damage the active devices.

Water and Dust Proof

Polyurethane gasket is applied to the door of the cabinet.

Locking Mechanism

Three-point locking with zinc alloy metal swing handle provides full security against vandalism.

Protection Paint

Polyester paint which is suitable for outdoor conditions applied. It protects against environmental influence and weather conditions. Standard colour is RAL 7035 polyester outdoor paint. As an option, primer can be applied before painting for higher protection and longevity.



19" Mounting Rails

Mounting rails are adjustable along the depth of the cabinet. Made of 1.5mm DX51D+ZN275 material and "U" numbered for easy installation.




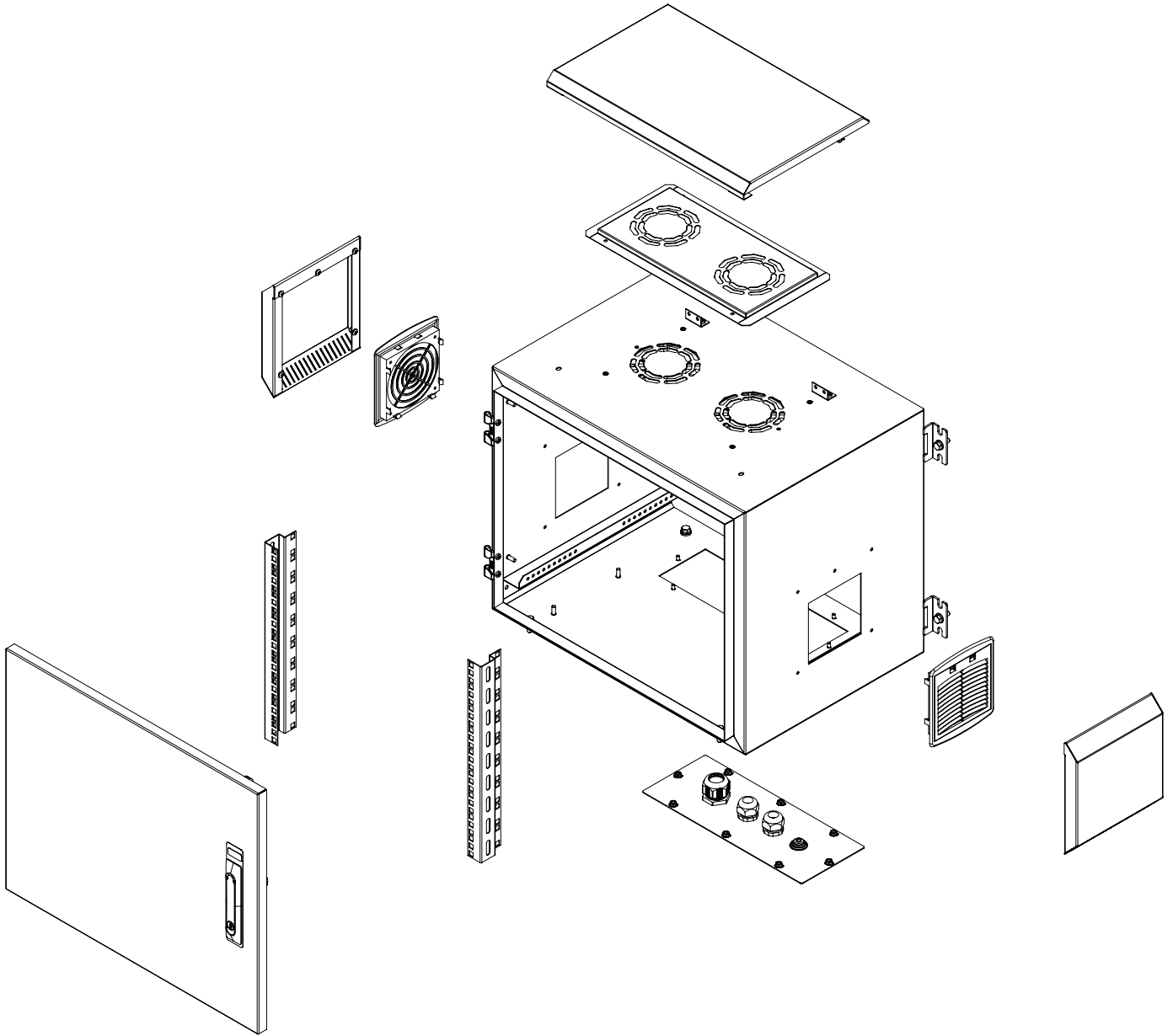
Filter System

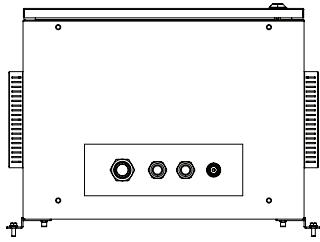
Ventilation filters are located on the sides of all models of the cabinets and with this way, fresh air is taken in from the lower part. The fans located in the upper part allow the polluted air, moisture and heat accumulated discharge. The cleanable and replaceable air filter is used in side filter grids. Fan mounting can be applied to the right and left filters upon request.

Bottom Cable Entry

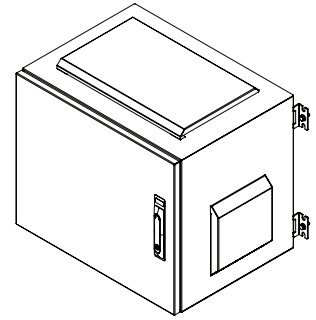
At the bottom cover of the outdoor cabinet brushed entry or cable glands entry can be used. Standard cable entry; 1XPG29, 2XPG21 and 1XØ28 PVC blind cap.



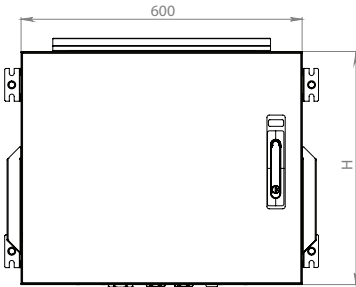




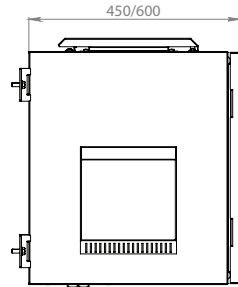
Bottom View



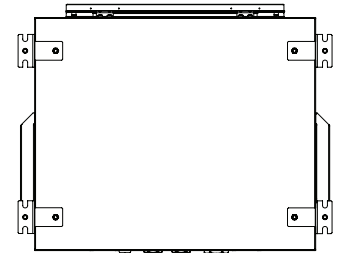
Isometric View



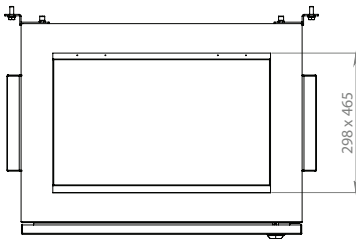
Front View



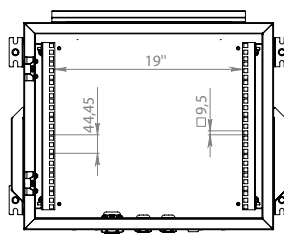
Side View



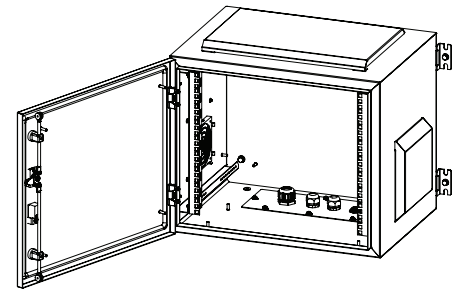
Rear View



Top View



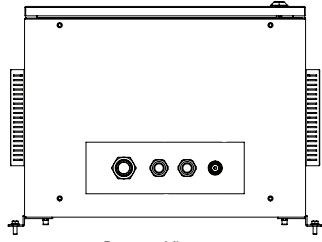
Front View



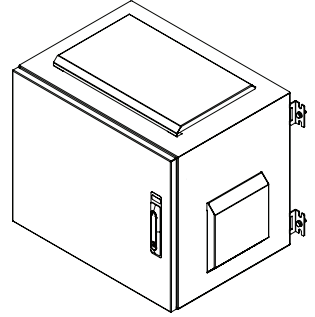
Isometric View

Indoor IP55 Single Wall Cabinets

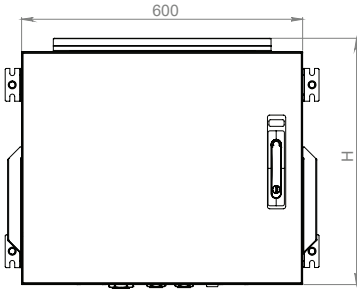
Product Code	Product Description	Height (U)	Width (w) (mm)	Depth (D) (mm)	Height (H) (mm)	Weight (Net) (kg)	Weight (Brut) (kg)
AG-IT07U6045B2-D-A-M1	07U 19" IP55 Indoor Wall Mounted Cabinet W=600mm D=450mm	7U	600	450	409	25	26
AG-IT09U6045B2-D-A-M1	09U 19" IP55 Indoor Wall Mounted Cabinet W=600mm D=450mm	9U	600	450	498	28	29
AG-IT12U6045B2-D-A-M1	12U 19" IP55 Indoor Wall Mounted Cabinet W=600mm D=450mm	12U	600	450	631	31	32
AG-IT16U6045B2-D-A-M1	16U 19" IP55 Indoor Wall Mounted Cabinet W=600mm D=450mm	16	600	450	809	37	38
AG-IT07U6060B2-D-A-M1	07U 19" IP55 Indoor Wall Mounted Cabinet W=600mm D=600mm	7U	600	600	409	30	31
AG-IT09U6060B2-D-A-M1	09U 19" IP55 Indoor Wall Mounted Cabinet W=600mm D=600mm	9U	600	600	498	33	34
AG-IT12U6060B2-D-A-M1	12U 19" IP55 Indoor Wall Mounted Cabinet W=600mm D=600mm	12U	600	600	631	37	38
AG-IT16U6060B2-D-A-M1	16U 19" IP55 Indoor Wall Mounted Cabinet W=600mm D=600mm	16U	600	600	809	43	44



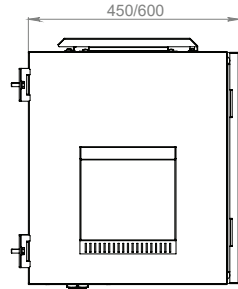
Bottom View



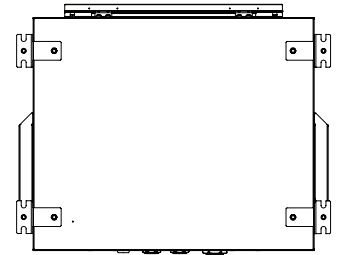
Isometric View



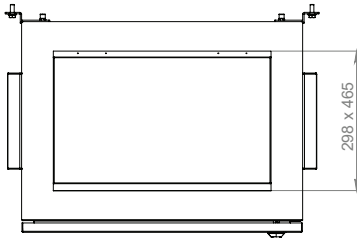
Front View



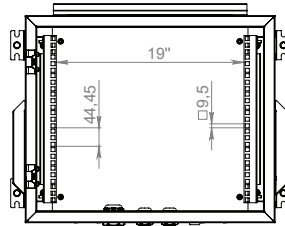
Side View



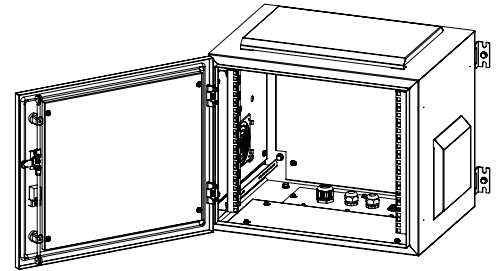
Rear View



Top View



Front View



Isometric View

Indoor IP55 Double Wall Cabinets

Product Code	Product Description	Height (U)	Width (w) (mm)	Depth (D) (mm)	Height (H) (mm)	Weight (Net) (kg)	Weight (Brut) (kg)
AG-ITD07U6045B2-D-A-M1	07U 19" Indoor IP55 Double Wall Cabinet W=600mm D=450mm	7U	600	450	409	25	26
AG-ITD09U6045B2-D-A-M1	09U 19" Indoor IP55 Double Wall Cabinet W=600mm D=450mm	9U	600	450	498	28	29
AG-ITD12U6045B2-D-A-M1	12U 19" Indoor IP55 Double Wall Cabinet W=600mm D=450mm	12U	600	450	631	31	32
AG-ITD16U6045B2-D-A-M1	16U 19" Indoor IP55 Double Wall Cabinet W=600mm D=450mm	16	600	450	809	37	38
AG-ITD07U6060B2-D-A-M1	07U 19" Indoor IP55 Double Wall Cabinet W=600mm D=600mm	7U	600	600	409	30	31
AG-ITD09U6060B2-D-A-M1	09U 19" Indoor IP55 Double Wall Cabinet W=600mm D=600mm	9U	600	600	498	33	34
AG-ITD12U6060B2-D-A-M1	12U 19" Indoor IP55 Double Wall Cabinet W=600mm D=600mm	12U	600	600	631	37	38
AG-ITD16U6060B2-D-A-M1	16U 19" Indoor IP55 Double Wall Cabinet W=600mm D=600mm	16U	600	600	809	43	44